

# EASY UP GIANT FOLDING TRAP PRO50

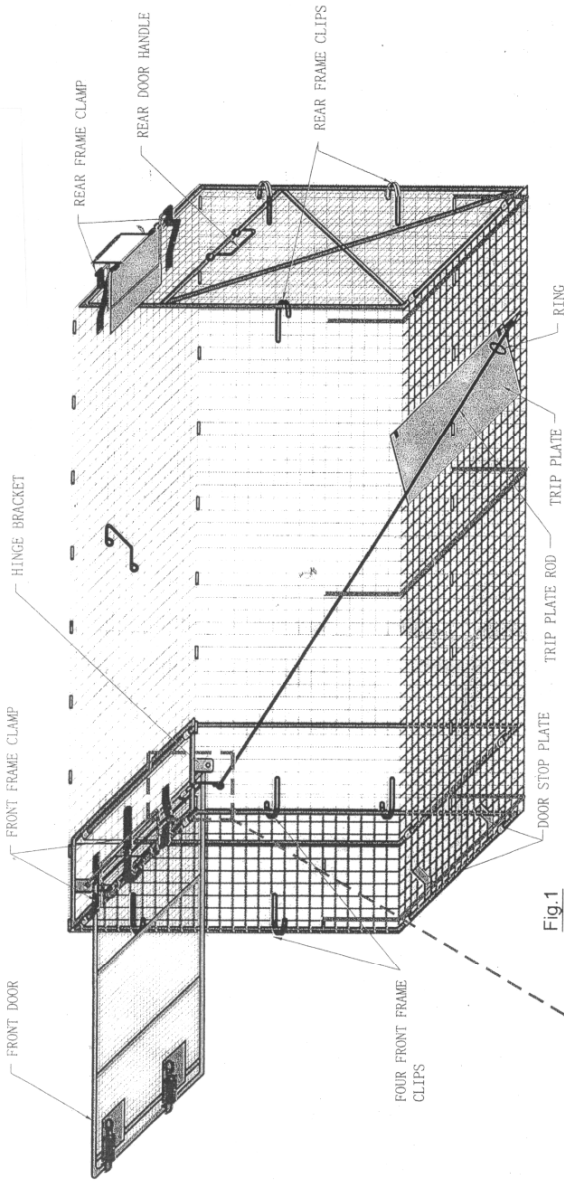
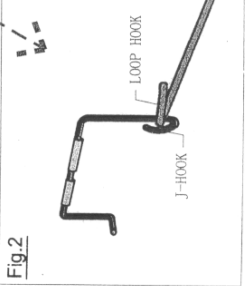
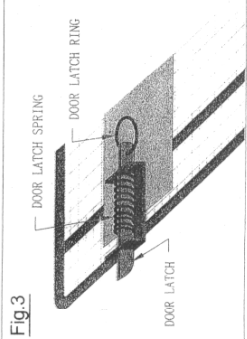


Fig.1

## QUICK ASSEMBLY INSTRUCTIONS:

- 1 Cut off white plastic ties.
- 2 Unfold trap into erect form.
- 3 Install rear door first by pulling Rear Door Handle.
- 4 Pull the Front Door Frame into place using Door Latch Rings, making sure the Door Latch is in front of the Door Stop Plates. ( See Fig.3)
- 5 Push Trip Plate Rod into its position in Trip Plate as shown Fig.1.
- 6 Thread Ring onto the Trip Rod.
- 7 Attach Loop Hook & J-Hook assembly. ( See Fig.2)



**PRO50**



Thank you for buying one of our products and for more information please visit our web site!